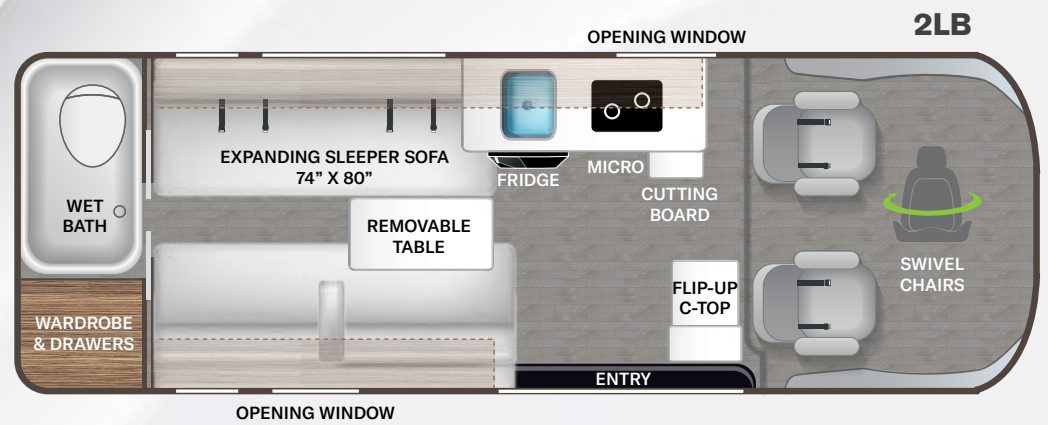
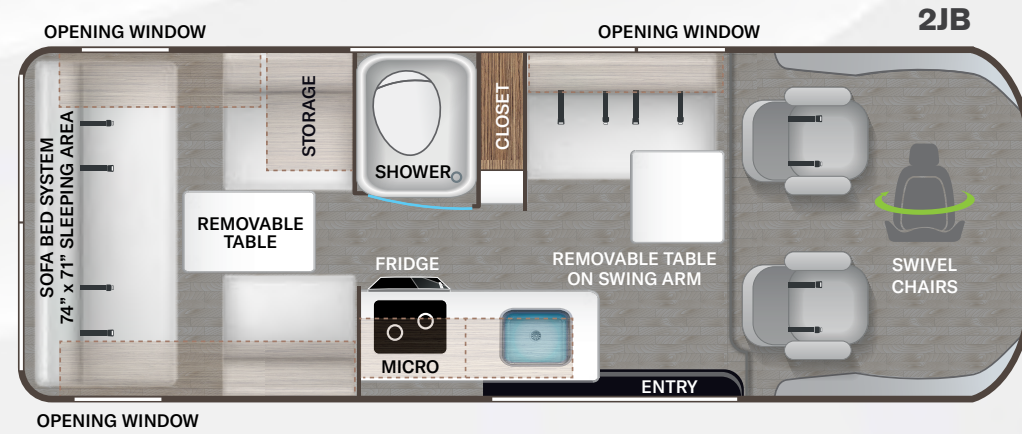
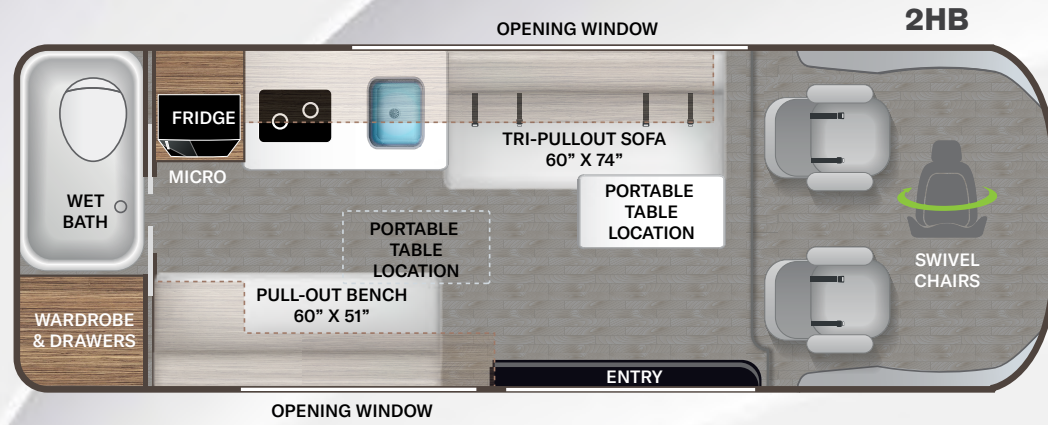


Floor Plans



Interiors

Alpine White II:



Charcoal Fusion II



Exterior Paint



USA - ONLY

CANADA - ONLY



Use your phone's camera to find out more information. Just scan the code!



DAZZLE

Featured Highlights

CONSTRUCTION & EXTERIOR

- RAM ProMaster® 3500XT Window Van with 276HP & 250 lb.-ft. Torque
- ObeCo™ Side Screen Door for Entryway
- Side Steps for Passenger Side Doors
- Single Composite Floor
- 3,500-lb. Trailer Hitch with 4-pin Connector
- Transparent Front Paint Protection

CONSTRUCTION & EXTERIOR OPTIONS

- SkyBunk® Retractable Roof Top Sleeping Area with Flex 190-watt Solar Panel (2JB)
- SkyBunk® Retractable Roof Top Sleeping Area with Flex 190-watt Solar Panel & Cabinet A/C (2LB)
- Thule® Lateral Arm Power Patio Awning with Integrated LED Lighting

AUTOMOTIVE & COCKPIT

- Touchscreen Dash Radio
- Digital Rearview Mirror
- Back-up Monitor
- Keyless Entry System
- Emergency Engine Start Switch
- Deluxe Heated/Remote Exterior Mirrors
- Power Windows & Door Locks
- Cruise Control
- Telescoping Steering Wheel with Audio Buttons to Control Dash Radio
- Map Light
- Sun Visors
- 3-Piece Windshield Privacy Shades
- Drink Holders
- Driver & Passenger Air Bags
- Three-Point Seat Belts for Driver & Passenger
- Aluminum Wheels
- Portable Air Pump

INTERIOR

- Residential Vinyl Flooring
- Entry Grab Handle
- Smoke, LPG and Carbon Monoxide Detectors
- Fire Extinguisher
- Soft Touch Vinyl Ceiling
- Two (2) Lap Belts in Sofa (2HB & 2LB)
- Two (2) Three-Point Seat Belts in Rear Lounge (2JB)
- Dinette Table with Pedestal Legs (2JB)
- Lagun Table System (2HB, 2JB & 2LB)
- Welformed Interior Wall Panels
- Flat Panel Upper Cabinet Doors
- LED Lighting
- Zipper Window Privacy Shades
- Black Out Panels for Rear & Side Windows
- Large Opening Side Windows

KITCHEN

- 12-volt Single Door Refrigerator
- Two Burner Gas Cooktop with Glass Cover
- Pressed Countertop with Undermount Sink and Sink Cover
- Stainless Steel Single Bowl Sink with Cover & Single Handle Kitchen Faucet
- Pop-up Outlet in Countertop
- Glass Protective Cover & Task Lighting Above Cooktop
- Soft Close Drawer Guides

BEDROOM & BATHROOM

- Cassette Toilet (2JB)
- Power Bath Vent with Wall Switch
- Fully Enclosed Wet Bathroom
- Shower with Deluxe Curtain
- Tri-pull Out Sofa - Converts to Queen Bed (2HB)
- Pull Out Bench - Converts to Additional Sleeping (2HB)
- Manual Rear Sofa Bed System (2JB)
- Two Twin Beds/King Conversion (2LB)
- Rear Screen Door (2JB)

ENTERTAINMENT

- Electronics Cabinet with HDMI Cable & USB Charging Ports Throughout
- Cable TV Ready
- HS/DSS Satellite Ready

ELECTRICAL & PLUMBING

- Onan® RV QG 2800 Gas Generator
- 30-amp Detachable Shoreline Power Cord
- Automatic Shoreline-to-Generator Transfer Switch
- 1,000-watt Inverter
- Rapid Camp+® Multiplex Wiring Control System
- 200-watt Solar Charging System with Solar Charge Controller (Not Available with Optional SkyBunk® Retractable Roof Top Sleeping Area)
- Truma Combi Eco® (LP) Furnace and Water Heating System
- Exterior LP Quick Connect
- Two (2) Group 31 AES House Batteries
- Battery Disconnect Switch
- Single, Low-profile Roof Air Conditioner
- Holding Tanks with Heat Pads
- 360° Siphon® RV Holding Tank Vent Cap
- Outside Shower (2HB, 2JB & 2LB)
- Sewer Hose



P.O. Box 1486, Elkhart, IN 46515
Sales Department: 800.860.5658



Use your phone's camera to find out more information. Just scan the code!

Specifications

	2HB	2JB	2LB
Chassis	Ram ProMaster 3500 XT	Ram ProMaster 3500 XT	Ram ProMaster 3500 XT
Gross Vehicle (GVWR)	9,350	9,350	9,350
Gross Combined (GCWR)	11,500	11,500	11,500
Wheel Base	159"	159"	159"
Exterior Length (w/o ladder)	21'-1"	21'-1"	21'-1"
Exterior Height (w/AC)	9'-5"	9'-5"	9'-5"
Exterior Width (w/o mirrors)	80.3"	80.3"	80.3"
Interior Height (living area)	75"	75"	75"
Fuel (gal)	24	24	24
LPG (lbs)	24.7	24.7	24.7
Fresh/Waste/Gray Water (gal)	25 / 13.5 / 13	25 / 4.75 / 20	27 / 13.5 / 13.3
Water Heater (gal)	2.64	2.64	2.64
Furnace (BTUs)	14,300	14,300	14,300
Sleeping Capacity	3	2 / 4 w/SkyBunk Opt.	2
Hitch Rating (lbs.)	3,500	3,500	3,500

For a complete listing of specifications and available features, visit: thormotorcoach.com/dazzle

IMPORTANT—PLEASE READ: This brochure reflects product design, fabrication, material, components and specifications at the date of printing, which date is disclosed below. Please visit us online at ThorMotorCoach.com or consult with your selling dealership for the latest in standards, options, specification and technical information. Photographs in the brochure may depict optional equipment or may only be available in certain floor plans. Components, appliances and the chassis may have been manufactured in a calendar year before the vehicle's designated model year. All capacities are approximate. The actual length of the vehicle may differ from that indicated in the brochure due to variances in the manufacturing processes and/or installed components. All dry weights are based on standard model features and do not include optional features or equipment. Component part and appliance manufacturers issue limited warranties covering portions of the vehicle not covered under the limited warranty we issue. Copyright Thor Motor Coach, Inc. © OH 09/16/2024



DAZZLE